



Built to Last. Built for You. Built by Boyd!
Otolaryngology Catalog



S | M | R[®]

Built by Boyd!



WE MAKE IT EASIER...

CUSTOMIZE • QUOTE • DELIVER

We exist to serve Healthcare professionals, by creating long lasting durable products that are highly efficient. Making it easier to create quality patient care.



CUSTOMIZATION

A variety of accessories and configurations, along with a full custom order process, ensure our customers get exactly what they want.



QUALITY

Boyd's products are manufactured in the USA and undergo rigorous quality inspections to meet our high standards.



SUPPORT

Highly knowledgeable Customer Service and Technical Support representatives combined with a national sales and service network provide assistance when you need it.



WARRANTY

Cabinets and chairs are backed by a one-year warranty in the USA and Canada.

Contents

Maxi 4500 Exam Chair	4
Maxi 4500	5
Maxi 4000 Exam Chair	6
Maxi 4000	7
APEX 2300 Exam Chairs	8
Doctor & Assistant Seating	10
Chair Comparison Guide	11
Maxi Treatment Cabinet	12
Standard & Tall MAXI	13
Tall Deluxe MAXI & Mini	14
Cabinet Comparison	14
MAXI Cabinet	15
Colors Choices	15

Innovation • Integrity • Dependability • Respect • Loyalty

Maxi 4500 Exam Chair

Powerfully Efficient

The MAXI 4500 Examination Chair is an active, non-invasive medical device that is intended to support patients and to assist medical professionals with patient positioning during medical examinations and procedures. The frequently used functions include recline/incline, lift/lower, rotation lock, safety lock mode, auto return, armrest adjustment, headrest adjustment and memory.

Key Pad with Programmable Memory Control Buttons. Digital technology operates the chair movements.

Low Voltage DC Actuators (motors) provide precise, smooth and quiet movement for patient positioning.

Cast Aluminum Frame & Base Construction
All components are painted using a durable, powder-coat process to provide years of corrosion and rust protection.

Ultraleather Pro Upholstery
Ink & stubborn stain resistant. EPA-registered antimicrobial technology inhibits the growth of bacteria and other surface pathogens.



IEC The Maxi Series Chairs meet the requirements of international safety standards IEC 60601-1:2005; IEC 62366:2007 and IEC 60601-1-6:2010.

Maxi 4500

The MAXI 4500 Deluxe exam chair is ideal for longer procedures built for patient comfort. The natural grain Ultraleather contoured upholstery, maximizes durability maximizing durability ability without sacrificing sanitation needs. The multiple configurable orientations maximize patient care optimizing procedure needs.

FEATURES:



HOME



RECLINE



TILT / TRENDLENBURG

- Rotation / Child Safety lock
- Back Up
- Back Down
- Seat Up
- Seat Down
- Tilt Front
- Tilt Back
- Memory 1
- Memory 2
- Memory 3
- Auto Return

Key Pad
Digital technology operates the chair movements. Main control movements:

- Rotation / Child Safety Lock button
- Back
- Seat
- Tilt

3 Programmable Memory Control Buttons.
The one-touch operation is programmed to seating preferences, as well as a return to home position buttons.



CALFREST CLOSED.
CHAIR / TABLE CONFIGURATION.

OPTIONAL FEATURES:



Multiple headrest options to best suit exam & procedure preferences.



Illuminate working area with a compact Solarlite™.



Maneuver chair hands-free with footswitch.



Memory foam provides the ultimate in patient relaxation.



Adjust the headrest quickly and easily with single-handed control.

Maxi 4000 Exam Chair

Fully-powered procedure and exam chair

Maxi 4000 Premium exam chair – a workhorse with all the features you need in your office. This fully-powered, chair lifts up to 400 pounds, lays flat, and has one memory position. Arms and footrest lift up for easy access and headrest is fully adjustable. Programmable memory settings with auto-return and rotation / child safety lock.



Ultraleather Pro Upholstery
Ink & stubborn stain resistant. EPA -registered antimicrobial technology inhibits the growth of bacteria and other surface pathogens.

Key Pad with Programmable Memory Control Buttons.
Digital technology operates the chair movements.

Low Voltage DC Actuators (motors)
provide precise, smooth and quiet movement for patient positioning.

Cast Aluminum Frame & Base Construction
All components are painted using a durable, powder-coat process to provide years of corrosion and rust protection.

IEC The Maxi Series Chairs meet the requirements of international safety standards IEC 60601-1:2005; IEC 62366:2007 and IEC 60601-1-6:2010.

Maxi 4000

MAXI 4000 Premium exam chair – an effective solution with all the features you need in your office. This fully-powered, chair lifts up to 400 pounds, lays flat, and has one memory position. Arms and footrest lift up for easy access and headrest is fully adjustable. Programmable memory Doctor preferred position setting and auto-return home.

FEATURES:



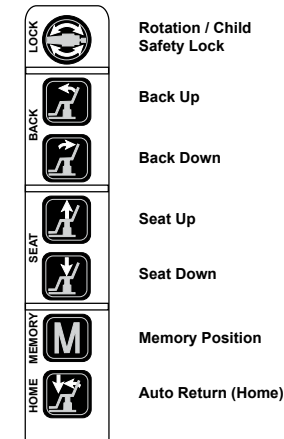
HOME



RECLINE



TABLE



Key Pad

Digital technology operates the chair movements. Main control movements:

- Rotation / Child Safety Lock button
- Back
- Seat


1 Programmable Memory Control Buttons.

The one-touch operation is programmed to seating preferences, as well as a return to home position buttons.

OPTIONAL FEATURES:



Multiple headrest options to best suit exam & procedure preferences.



Illuminate working area with a compact Solarlite™.



Maneuver chair hands-free with footswitch.



Memory foam provides the ultimate in patient relaxation.



Adjust the headrest quickly and easily with single-handed control.

APEX 2300 Exam Chairs

Fit Every Environment

The APEX Examination chair is designed to provide a comfortable, adjustable platform for conducting routine examinations. The chair is adjustable from a straight up position to a flat horizontal position. The arms are fully articulated to move with the chair position. The arms may be swung upward for easy egress. The chair comes standard with a built-in headrest on the chair back. Accessory pillow configurations are available on request.

APEX 2300



Boltaflex® Vista Upholstery
Coated with PreFixx™ protective finish for easy cleaning, and long lasting durability.



APEX 2350



Manual Base

FEATURES:

- Recline Positioning Handle
- Arms lift up for easy access
- Sliding, adjustable, or single-handed headrest configurations
- Height adjustable control & locking Rotation

OPTIONAL FEATURES:



Illuminate working area with a compact Solarlite™



Multiple headrest options to best suit exam & procedure preferences.

MAXI/STANDARD COLORS

Ultraleather Pro uses renowned ink & stain resistant solution to protect against stubborn stains such as ink, denim dye and more. It inhibits the growth of bacteria and other surface pathogens due to its EPA-registered antimicrobial technology. The fabric's 100% reinforced rayon backcloth contains TENCEL™ Modal renewable fibers for environmentally conscious style



APEX STANDARD COLORS

Boltaflex® Vista uses PreFixx® protective finish for increased stain resistance and easy cleaning, bleach cleanable and may be disinfected with a variety of hospital grade disinfectants without discoloring or damaging the finish.



Doctor & Assistant Seating

Ergonomic, Stylish, & Award-Winning.

Boyd's line of doctor and assistant seating offer a broad choice of ergonomic seating styles, and features to fit your most comfortable seated position. Optional seating styles may include: Height, tilt, ergonomic seating, backrests, & torso wraps.

Doctor or assistant height pneumatic cylinders

To select the proper height for you and your staff.

Wide ergonomic seat

For added stability and comfort.

Fully adjustable padded backrest

For proper lumbar support.

Five neoprene coated dual-wheel casters

For smooth movement, reduces office noise and prevent damage to flooring.



BOS-46 Features round seat.
 Doctor seat height 19" - 24"
 PN: 200-4610
 Assistant seat height 22" - 30"
 PN: 200-4620



BOS-279 Doctor height
 Seat height range from 17" - 22"
 PN: 200-2791

BOS-279 Assistant height
 Seat height range from 20" - 28"
 PN: 200-2792



BOS-248 Features round seat with adjustable back.
 Doctor seat height 19" - 24"
 PN: 200-2481
 Assistant seat height 22" - 30"
 PN: 200-2482



BOS-256 Round Seat, Torso Wrap Doctor height
 Seat height range from 19" - 24"
 Right Handed PN: 200-5670
 Left Handed PN: 200-5671

BOS-256 Assistant height
 Seat height range from 22" - 30"
 Right Handed PN: 200-5672
 Left Handed PN: 200-5673



BOS-249 Features round seat with adjustable seat angle, adjustable back with floating lumbar support.
 Doctor seat height 19" - 24"
 PN: 200-2491
 Assistant seat height 22" - 30"
 PN: 200-2492



BOS-257 Round Seat, Torso Wrap Doctor height
 Seat height range from 19" - 24"
 Right Handed PN: 200-5770
 Left Handed PN: 200-5771

BOS-257 Assistant height
 Seat height range from 22" - 30"
 Right Handed PN: 200-5772
 Left Handed PN: 200-5773

Chair Comparison Guide



FUNCTION	FULLY POWERED		POWER LIFT	MANUAL LIFT
	MAXI 4500	MAXI 4000	APEX 2300	APEX 2350
Lift	Powered	Powered	Powered	Manual
Recline	Powered	Powered	Manual	Manual
Rotation	Powered	Powered	Manual	Manual
Tilt	Powered	-	-	-
FEATURES				
Reclines Flat	X	X	X	X
Trendelenburg	X	-	-	-
Memory Foam	Optional	Optional	-	-
Adjustable Headrest	X	X	X	X
Dual Seat Controls	X	X	-	-
Memory Positions	3	1	-	-
SPECS				
Lift Range	21 in- 38 in (53 cm - 97 cm)	21 in- 38 in (53 cm - 97 cm)	23 in - 31.5 in (58 cm - 80 cm)	23 in - 31.5 in (58 cm - 80 cm)
Seat Width	24 in (61 cm)	22 in (56 cm)	18 in (46 cm)	18 in (46 cm)
Lift Capacity	400 lbs (181 kg)	400 lbs (181 kg)	300 lbs (136 kg)	300 lbs (136 kg)
Rotation	345° w / Auto Lock	345° w / Auto Lock	360°	360°
Back Inclination	100° - 190°	100° - 180°	100° - 180°	100° - 180°
Electrical Requirement	120V / 240V 60hz	120V / 240V 60hz	115V 50hz	-

Maxi Treatment Cabinet

MAXI TREATMENT CABINETS are the gold standard of the industry. Solid construction combined with many customizable features, make these cabinets an essential element in any ENT clinic or office. Built to order, the SMR MAXI brand of cabinets are the most versatile in Otolaryngology.

Custom solutions are also available for unique office arrangements. Boyd will design a cabinet to meet your specific needs.



Customizable CounterTop & Backsplash

- Alucobond exterior comes with standard highback splash and cotton shelf.
- Stainless Steel exterior features a highback and cotton shelf.

CHOICE OF TWO INSTRUMENTS:

Rechargeable Otoscope Modular Unit or Corded Otoscope Unit. Accessories can be placed on either side for left / right-handed preference.

- Pneumatic Otoscope Head
- Operating Otoscope Head
- Macroview Otoscope—*optional upgrade*
- Ophthalmoscope—*optional upgrade*
- Curved All-Purpose Transilluminator
- Finnoff Transilluminator

CABINET FEATURES:

• STANDARD

Stainless steel cotton container and glassware set with clear and amber atomizers, choice of two instruments, and industrial pressure and vacuum pumps.

• DELUXE

Stainless steel cotton container, glassware set with clear and amber atomizers, and irrigation syringe (not shown), industrial pressure and vacuum pumps, dirty instrument tray, and built-in waste container.



The SMR® Maxi® Cabinets meet the requirements of international safety standards UL 60601-1:2003 R2003

Standard & Tall MAXI Cabinet Features

STANDARD
(STAINLESS STEEL)



STANDARD MAXI Treatment cabinet with clear and amber atomizer glassware set, cotton container, choice of two instruments, and industrial pressure and vacuum pumps. Standard highback and cotton shelf. *Cabinets available in Stainless Steel or Alucobond.*

STANDARD TALL
(STAINLESS STEEL)



TALL MAXI CABINET are Ideal for treating patients while standing. This cabinet features everything in the Standard Maxi Cabinet plus three additional drawers for added storage. Standard highback and cotton shelf. *Cabinets available in Stainless Steel or Alucobond.*

DELUXE
(ALUCOBOND)



DELUXE MAXI CABINET has extended countertop space and comes with many more features than the Standard Maxi Cabinet. Accessories include cotton container, clear and amber atomizer glassware set, irrigation syringe, industrial pressure and vacuum pumps, dirty instrument tray, and built-in waste container. Standard highback and cotton shelf. *Cabinets available in Stainless Steel or Alucobond.*

OPTIONAL FEATURES:

- Countertop Trash Port (in lieu of dirty instrument tray)
- Glassbead Mirror Warmer
- Mirror Warmer Shelf
- Glove and Tissue Holder (each sold separately)
- Writing Shelf
- Security Drawer Lock
- Elevated Glassware Shelf
- Built-in Halogen Light Source
- Built-in LED Light Source
- Footswitch for hands-free pressure and vacuum control
- Additional Outlet
- Extra Countertop Holes
- Locking Casters
- Disposable Canister and Liner

Tall Deluxe MAXI & Mini

Cabinet Features

TALL DELUXE
(ALUCOBOND)



TALL DELUXE CABINET are Ideal for treating patients while standing. The Tall Deluxe cabinet has extended countertop space and features everything in the Standard Maxi Cabinet plus three additional drawers for added storage. Alucobond exterior comes with standard backsplash. Standard highback and cotton shelf. *Cabinets available in Stainless Steel or Alucobond.*

MINI
(LAMINATE)



MINI CABINET Economical and compact treatment cabinet fits into tight spaces and comes with many of the same accessories in the Standard Maxi Cabinet - cotton container, glassware set, industrial pressure and vacuum pumps, and a highback with cotton shelf (does not include otoscopes). Limited options and customization.

Cabinet Comparison

	ALUCOBOND				STAINLESS STEEL				LAMINATE MINI CABINET
	STANDARD	TALL	DELUXE	TALL DELUXE	STANDARD	TALL	DELUXE	TALL DELUXE	
Otoscopes	X	X	X	X	X	X	X	X	
Trashport & Dirty Instrument Tray			X	X			X	X	
Height	38.25"	49.25"	38.25"	49.25"	48.5"	59.5"	48.5"	59.5"	48.5"
Work Height	32.75"	43.5"	32.75"	43.5"	33"	43.75"	33"	43.75"	48.5"
Width	31.25"	31.25"	40"	40"	27.75"	27.75"	37.75"	37.75"	24.5"
Depth	19"	19"	19"	19"	17.25"	17.25"	17.25"	17.25"	17.25"
Drawers Qty.-Height	2 - 5.6" 2 - 3.1" 1 - 4.1"	2 - 5.6" 4 - 3.1" 2 - 4.1"	2 - 5.6" 2 - 3.1" 1 - 4.1"	2 - 5.6" 4 - 3.1" 2 - 4.1"	2 - 5.6" 2 - 3.1" 1 - 4.1"	2 - 5.6" 4 - 3.1" 2 - 4.1"	2 - 5.6" 2 - 3.1" 1 - 4.1"	2 - 5.6" 4 - 3.1" 2 - 4.1"	3 - 5.3"

MAXI Cabinet

Colors Choices

- **Alucobond Maxi Cabinets** are made using a patented, extremely durable, coated aluminum / thermoplastic material available in a variety of colors. Featuring a bacterial resistant countertop, a highback, and cotton shelf.
- **Stainless Steel Maxi Cabinets** have set the standard in the industry with their timeless style that is easy to maintain. Featuring a bacterial resistant countertop, a highback, and cotton shelf.

STAINLESS STEEL
/ COUNTERTOP



Stainless Steel /
Midnight Melange

Alucobond

ALUMINUM COMPOSITE
/ COUNTERTOP



Oyster / Chicory Cream
Melange



White / Indigo Melange




Brushed Carbon /
Yukon Riverstone



Timber ZebraWood /
Yukon Riverstone



Timber Maple /
Midnight Melange



Champagne Metallic /
Midnight Melange



Oyster / Quarry Melange

S | M | R[®]

Built to Last. Built for You. Built by Boyd!

Boyd proudly serves the Healthcare industries and knows the unique requirements of running a successful practice. Our products are designed with both functional and ergonomic features to allow you and your staff to perform at the highest efficiency.

Innovation and quality of craftsmanship are what Boyd is all about. When buying Boyd, you can be assured you will be receiving the highest quality equipment available on the market today.

Contact us for a design or equipment consultation, or visit our showrooms for tours and product demonstrations.

We look forward to supplying your present and future equipment needs.



12900 44th Street North Clearwater, FL 33762 • 800-255-2693

P 727.561.9292 | **F** 727.561.9393

Customer service 727.471.5072 | SMROrders@boydind.com

Technical Service 727.471.5071 | techservice@boydind.com

www.boydindustries.com



Proudly designed and
manufactured in the USA.



Please recycle this catalog when
no longer of use. Thank you!



Wellkang Ltd
Suite B, 29 Harley Street
LONDON, W1G 9QR, U.K.
www.CE-Marking.EU

